


Intermediate     
 **29** days     
 **15** workouts     
 ~**45** minutes

<https://atletiq.com/en/programms/1149>



### Mobile Fitness Assistant

Exercising with AtletIQ, you get exactly the load established by the author of the routine at any one time performing a workout. In training you will spend only as much force as necessary to fulfill the tasks set by coach

Install App «Mobile Fitness Assistant AtletIQ»: <https://atletiq.com/app>

## The content of of the program

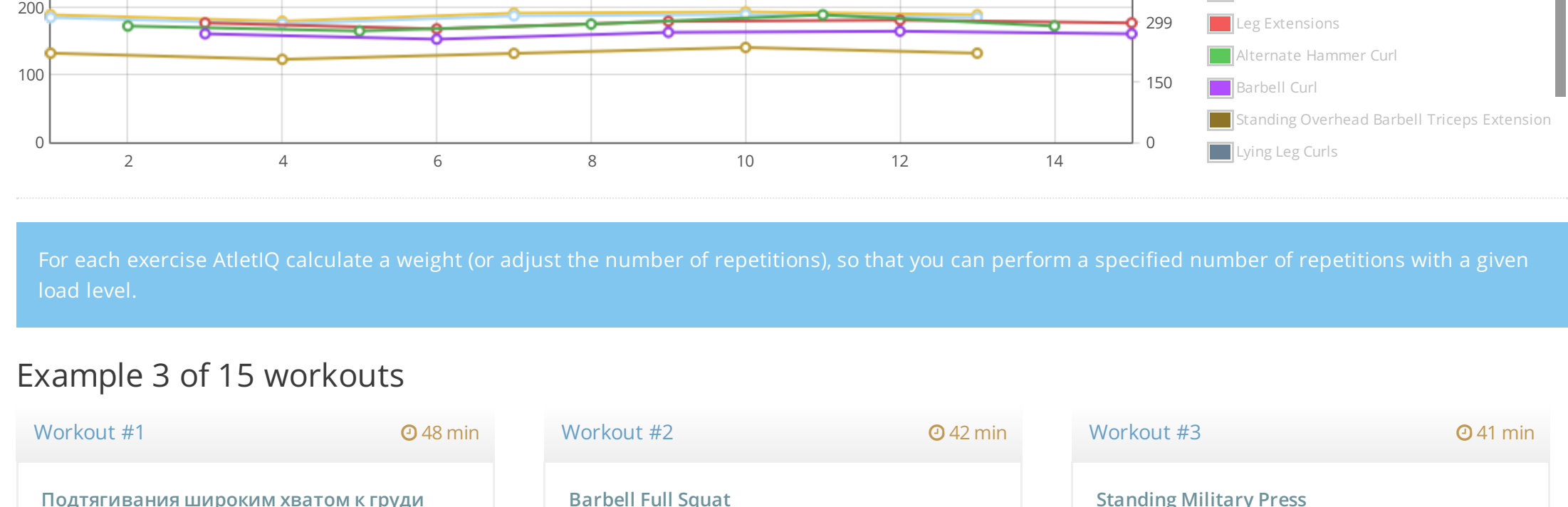
1 «15 тренировок»      Duration in days: 29      Amount of training days: 15      Rest days: 14

This summary table shows the boundary values of the main parameters of training. This helps to better understand in what mode will be carried out workouts. All training programs of the AtletIQ are developed considering principle of variability of the training scheme.

#	Exercise (superset)	Sets	Reps	⊖ Rest between sets
<b>1 day</b>				
1	Подтягивания широким хватом к груди	4	12-15	⊖ 60-80 sec
2	Barbell Bench Press - Medium Grip	4	12-15	⊖ 60-80 sec
3	Bent Over Barbell Row	3	12-15	⊖ 60-70 sec

### Training intensity for each exercise

This graph provides information about how the intensity of the workouts in this program will change, and what contribution to the overall load each of the exercises will make. In other words, you can assess which workouts will be easier, and which — heavier.



For each exercise AtletIQ calculate a weight (or adjust the number of repetitions), so that you can perform a specified number of repetitions with a given load level.

### Example 3 of 15 workouts

**Workout #1**      ⊖ 48 min

Подтягивания широким хватом к груди  
4×12 Rest: ⊖ 60 sec very hard

Barbell Bench Press - Medium Grip  
4×12 Rest: ⊖ 60 sec very hard

Bent Over Barbell Row  
3×15 Rest: ⊖ 60 sec heavy

Incline Dumbbell Press  
3×15 Rest: ⊖ 60 sec heavy

One-Arm Dumbbell Row  
3×15 Rest: ⊖ 60 sec heavy

One-Arm Flat Bench Dumbbell Flye  
3×15 Rest: ⊖ 60 sec heavy

Incline Dumbbell Flyes  
3×15 Rest: ⊖ 60 sec heavy

> 6.58 T    🍀 951 scores    🔥 680 kcal

**Workout #2**      ⊖ 42 min

Barbell Full Squat  
4×15 Rest: ⊖ 60 sec heavy

Barbell Deadlift  
4×12 Rest: ⊖ 60 sec very hard

Leg Extensions  
3×15 Rest: ⊖ 60 sec heavy

Lying Leg Curls  
3×15 Rest: ⊖ 60 sec heavy

Seated Calf Raise  
3×15 Rest: ⊖ 60 sec very hard

Standing Calf Raises  
3×15 Rest: ⊖ 60 sec very hard

> 14.18 T    🍀 552 scores    🔥 400 kcal

**Workout #3**      ⊖ 41 min

Standing Military Press  
4×12 Rest: ⊖ 60 sec very hard

Upright Barbell Row  
4×12 Rest: ⊖ 60 sec very hard

Barbell Curl  
3×15 Rest: ⊖ 60 sec heavy

Close-Grip Barbell Bench Press  
3×15 Rest: ⊖ 60 sec heavy

Alternate Hammer Curl  
3×15 Rest: ⊖ 60 sec heavy

Standing Overhead Barbell Triceps Extension  
3×15 Rest: ⊖ 60 sec heavy

> 6.1 T    🍀 675 scores    🔥 490 kcal

Sign up or login to get access to the full version

[Sign Up](#)

## General recommendations on training with AtletIQ

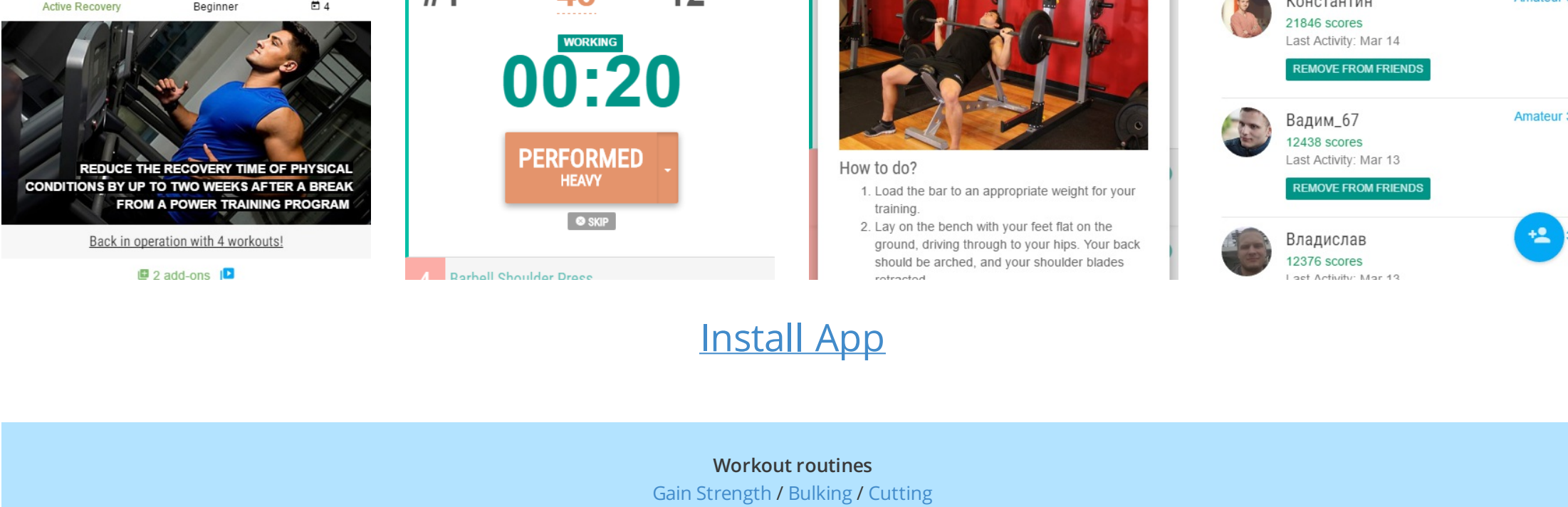
AtletIQ — a universal platform for creating training programs. All trainings are performed using a mobile application which is an interactive smart timer.

- The load in the programs is calculated relative to the maximum weight with which you can do the exercise for 1 repetition. This indicator is also calculated and adjusted automatically in the future.
- This application requires access to the Internet. There is also the opportunity to train on the special training Form, data is transferred after a workout to your personal account and are considered in the following training.
- During training, you will carry out step by step application and assess the level of load obtained after the completion of each set.
- The application will compare your score with the planned level and adjust the level of your performance in the up or down so that you will always receive a predetermined level of load according to the program.
- On training days, on which work is scheduled to failure, take care of the presence of helper
- If you go back to training after a long rest, your power rates will be recalculated in accordance with the duration of the break.
- Try to set the weights as close to the calculated considering the capabilities of your gym
- Precisely follow the instructions on the pace of the exercise, if they are specified. Otherwise, the load level will not match the the planned.

### How to use mobile assistant?

Universal programs designer AtletIQ allows to keep workouts in a special format that can be read by mobile app.

Automatic timer programming, the tempo-indicator of exercise, instant adjustment of load to suit your force capabilities - these are not all application features.



[Install App](#)

**Workout routines**  
 Gain Strength / Bulking / Cutting  
 AtletIQ — fitness service that brings together coaches and athletes into one social network with a special designer of workout routines and mobile assistant for their performance.  
[Affiliate program for coaches](#)  
 © 2018 — AtletIQ.com